

MORFEO

Letto

/ Bed



MORFEO

Letto / Bed

Struttura in abete massello. Imbottitura del giroletto e della testata lineare o sagomata in poliuretano. Rete standard con telaio perimetrale in ferro e doghe in legno. Piedi in metallo laccati nei colori: bianco, nero, bronzo e ottone. Cucitura a filetto e a due aghi.
/ Solid fir structure. Bed frame and linear or shaped headboard padding in polyurethane. Standard bed base with iron perimeter frame and wooden slats. Feet in metal lacquered in the colors: white, black, bronze and brass. Thread stitching and with two needles.

Art. MOR2 TVU + GVU




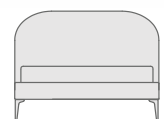
Art. MOR5 GVU + TVS



Art. MOR2 TVU + GVU


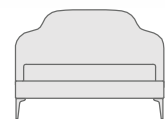


Art. MOR5 GVU + TVS



Dimensioni / Size (L/W x A/H x P/D)
172 x 107 x 228 cm / 5'7.6" x 3'6.1" x 7'5.7"

Kg 78
m³ 1,1



Dimensioni / Size (L/W x A/H x P/D)
172 x 107 x 228 cm / 5'7.6" x 3'6.1" x 7'5.7"

Kg 78
m³ 1,1

Tessuto / Fabric

Grafica / Graphic

Colore / Color

Piede / Foot

Velluto tinta unita e velluto stampato / Solid color and printed velvet

RX2A (art. MOR2), RX2C (art. MOR5)

VERA 29

Bronzo / Bronze



MORFEO

Alcuni esempi di varianti dell'articolo Morfeo.
/ Some examples of variations of the article Morfeo.

Art. MOR2 GCU + TCU



107 cm
3'6.1"

Art. MOR5 GVU + TVU



107 cm
3'6.1"

Velluto tinta unita VERA 137 / Solid color velvet VERA 137

Velluto tinta unita VERA 29 / Solid color velvet VERA 29

ULTERIORI DIMENSIONI DISPONIBILI / OTHER SIZE AVAILABLE

Art. MOR1	Piazza e mezzo /Queen size	(L/W x A/H x P/D) 132 x 107 x 228 cm 4'3.9" x 3'6.1" x 7'5.7"	Kg 70	m ³ 0,92
Art. MOR3	King size /King size	(L/W x A/H x P/D) 192 x 107 x 228 cm 6'3.5" x 3'6.1" x 7'5.7"	Kg 82	m ³ 1,2

MISURE CONSIGLIATE PER MATERASSO / SUGGESTED MEASURES FOR MATTRESS

Art. MOR1	Piazza e mezzo /Queen size	(L/W x P/D) 120 x 200 cm 3'11.2" x 6'6.7"	(A/H) 20/22 cm 0'7.8"/6'6.7"
Art. MOR2	Matrimoniale /Double bed	(L/W x P/D) 160 x 200 cm 5'2.9" x 6'6.7"	(A/H) 20/22 cm 0'7.8"/6'6.7"
Art. MOR3	King size /King size	(L/W x P/D) 180 x 200 cm 5'10.8" x 6'6.7"	(A/H) 20/22 cm 0'7.8"/6'6.7"


GRAFICHE

La Capsule Collection nasce da una ricerca attenta e approfondita delle tendenze stilistiche del momento e racchiude le 16 grafiche, divise in 4 collezioni principali (Vision Superb, Eros e Psiche, Tecno Folk e Rx Nuance), ognuna declinata in 3 varianti colore.

/ The Capsule Collection was born from careful and in-depth research of the stylistic trends and contains 16 graphics, divided into 4 main collections (Vision Superb, Eros e Psiche, Tecno Folk e Rx Nuance), each declined in 3 color variant.



FINITURE SUPERFICIALI / SURFACE FINISHES



Cotone tinta unita
/ Solid color cotton

Velluto tinta unita
/ Solid color velvet

Tessuto Teddy
/ Teddy fabric

Tessuto Treccia
/ Treccia fabric




Cotone stampato
/ Printed cotton



Velluto stampato
/ Printed velvet

FINITURE CROMATICHE / CHROMATIC FINISHES




LACCATURE METALLICHE



Bianco
White



Nero
Black



Bronzo
Bronze



Ottone
Brass